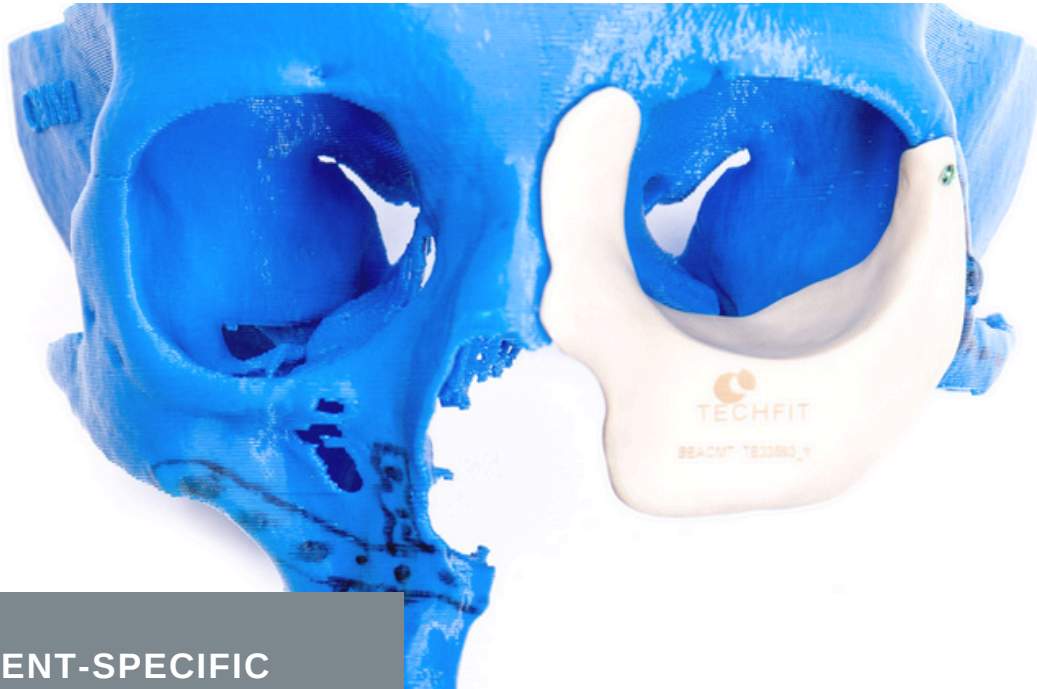


FACIAL IMPLANTS

PATIENT-SPECIFIC SOLUTIONS



PATIENT-SPECIFIC SOLUTIONS

Facial implants are required when extirpative defects result in functional impairment, significant bone resorption and soft tissue loss that cannot be reconstituted primarily with local tissue, open communication between the oral and sinonasal cavity, or significant cosmetic deformity.

Cost effective solution

Techfit Digital Surgery

TECHFIT personalized facial implants provide an aesthetic solution matching the shape and dimensions of the missing bone fragments, the solution is complemented by:

Preoperative visualization of the patient's anatomy and condition

Virtual simulation and optimization of osteotomies and facial reconstructions

Improved communication between the patient and the surgical team

Comparison of preoperative plan and postoperative results

The patient's bone model is provided as a preoperative guide to demonstrate the orientation and fit of the patient-specific implant.

TECHFIT facial implants are single-use personalized medical devices

Digital Surgery Planning

Cloud-Based Collaboration for Surgical Planning and Simulation in DISRP : Digitally Integrated Surgical Reconstruction Platform



Design and accessories

Depending on the size (length, width and height) of the required implant, a one-piece or multi-piece implant can be designed, with or without osteotomy guides. Multi-piece implants allow the surgeon greater flexibility in treating defects. Facial implants can be attached using any commercially available fixation system

TECHFIT patient-specific Implants are delivered with a 3D printed anatomic model and/or a 3D printed implant replica. Anatomic models and/or implant models may be ordered by the surgeon for their own reference or to educate the patient about the surgical procedure.

3D printed Anatomic models and 3D printed implant models:

- Made with Clear resin, not intended to enter the OR
- Acrylonitrile butadiene styrene (ABS), not intended to enter the OR
- Polylactic Acid (PLA), not intended to enter the OR
- Use for pre-surgical planning

Materials

The implants are manufactured in any of the following materials:

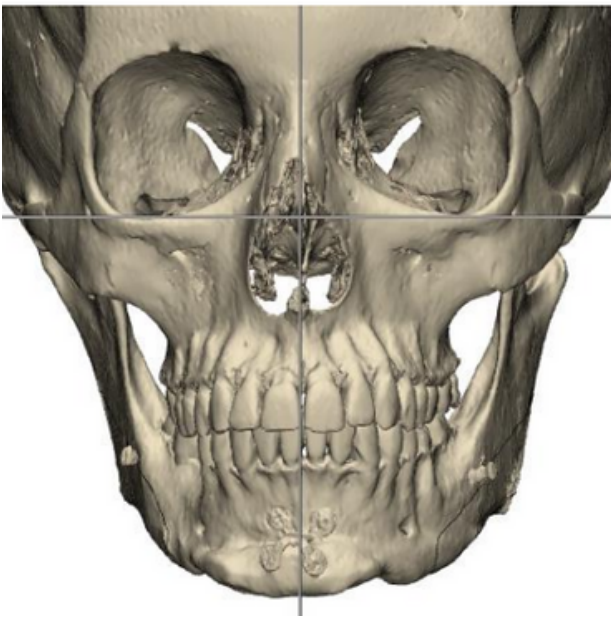
Polyether Ether Keton(PEEK),
Titanium (printed or machined)

Microscrew Fixation of Facial Implants:

Fixation can be with 1.5 or 2.0mm screws of any commercial brand

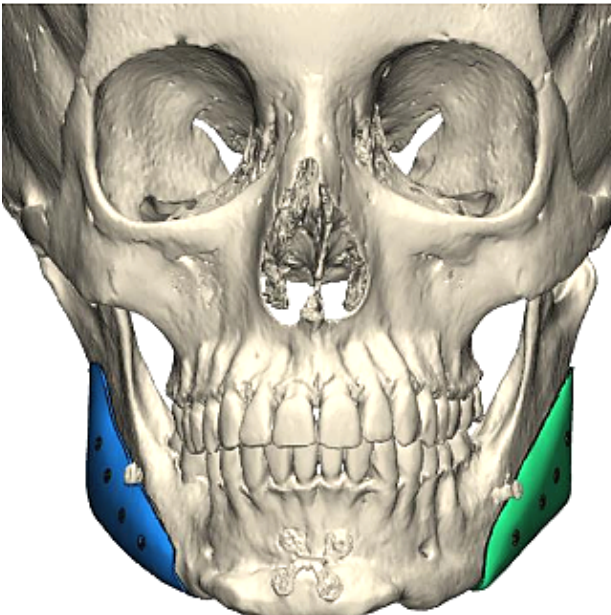


Not FDA cleared



Advantages

- Aesthetic results and anatomical adjustment planned according to the needs of the patient.
- Reduced operation time
- Satisfactory aesthetic results
- Adequate materials for definitive treatment



TECHFIT patient-specific facial implants are non-load bearing, single use devices. They should be unpacked and handled carefully to avoid surface or geometry damage such as scratches, marks, nicks, debris, discoloration, and abrasion (corrosion) caused by contact with other implants, instruments, tools, or being dropped. To ensure the correct function of the implants, the surgeon must follow the specific surgical techniques and follow the indications of the system.



Techfit Digital Surgery supplies clean, non-sterile products that require sterilization before use following the manufacturer's specifications and recommendations.

Find us:

TECHFIT HQ
TECHFIT Digital Surgery
1511 Aviation Center Pkwy
Suite 220H
Daytona Beach, FL 32114
United States

Follow us:

www.techfit-ds.com

