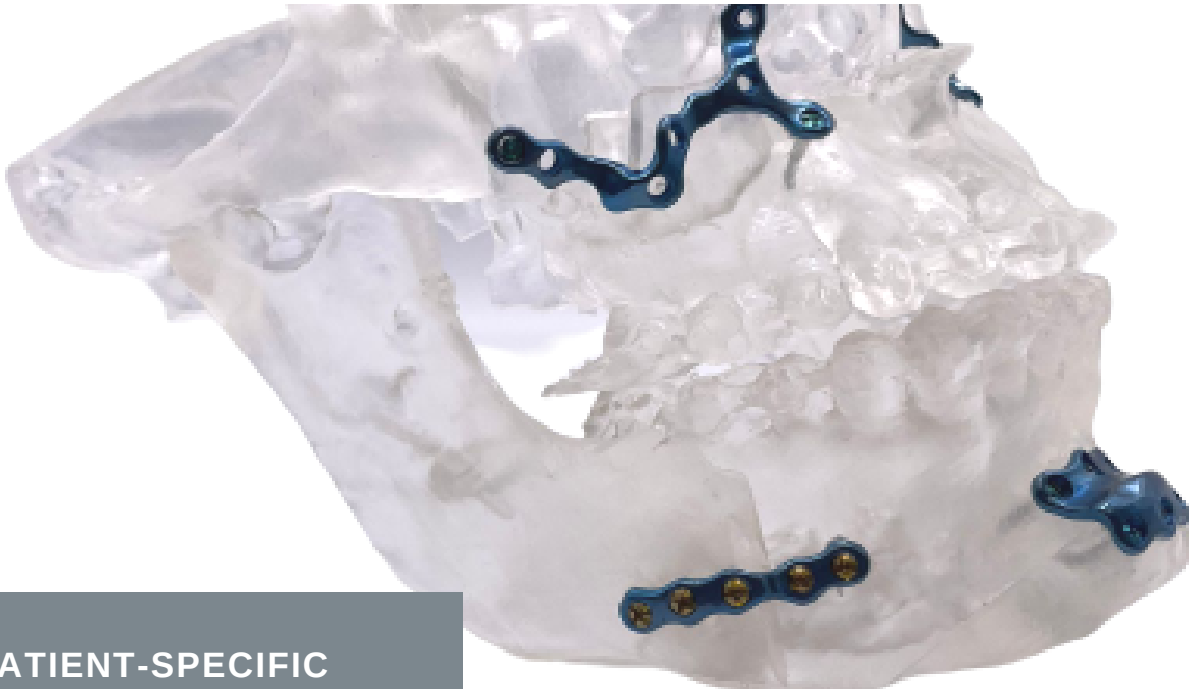


MAXILLOFACIAL

Patient-Specific solutions for maxillofacial system



PATIENT-SPECIFIC IMPLANTS

Our solutions help surgeons in the challenging task that represents reconstruction of maxillofacial defects, including: Trauma, Genetic diseases, oncological resections and other defects

Cost effective solution

Techfit Digital Surgery

TECHFIT Maxillofacial solutions provide procedural support for facial reconstruction through:

- Preoperative visualization of the patient's anatomy and condition
- Virtual simulation and optimization of osteotomies and facial reconstructions
- Improved communication between the patient and the surgery team
- Comparison of the preoperative plan and postoperative results
- 3D printed anatomical model is provided as a preoperative guide to demonstrate the orientation and fit of the implant.

TECHFIT Maxillofacial Implants are Patient-specific single-use medical devices

Technical characteristics

Material	Titanium
Manufacturing process	CNC Machined or 3D printed
Fixation system	1.5mm or 2.0 mm screws according to the surgeon's criteria

Design and accessories



TECHFIT Patient-Specific Maxillofacial System is intended for use in the stabilization, fixation, and reconstruction of the maxillofacial/midface and mandibular skeletal regions.

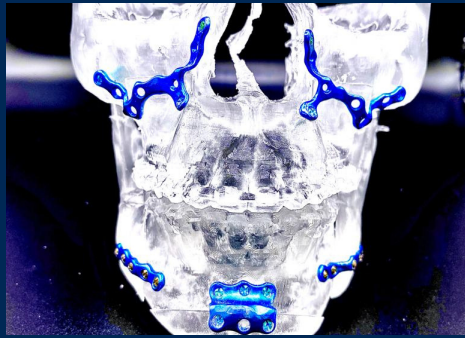
- Primary mandibular reconstruction with bone graft
- Stabilization and rigid fixation of mandibular fractures
- Maxillary reconstruction with or without bone graft
- Maxillary trauma

The design and manufacturing of the solution is based on the healthy anatomical mirror of the patient. There is a variable thickness according to the type of reconstruction and preference of the specialist to maintain the facial symmetry.

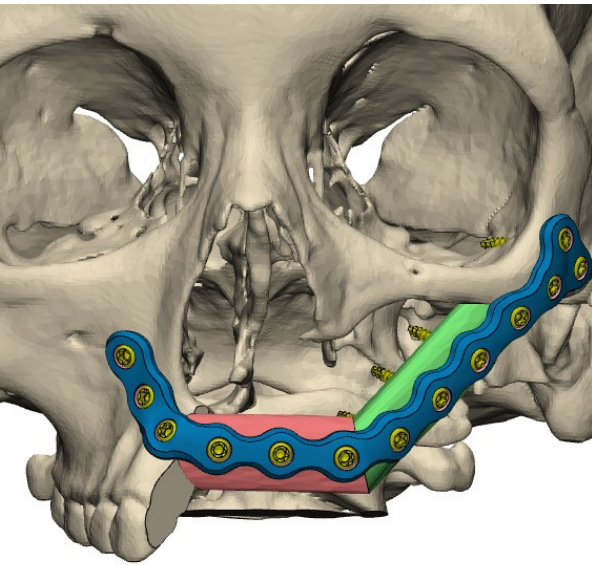
TECHFIT Implants are delivered with a 3D printed anatomical model and / or an implant model. This model is a Class I standalone medical device intended for visualization only. Anatomical models and / or implant models can be ordered by the surgeon for their own reference or to educate the patient on the surgical procedure.

Anatomical models and implant models:

- They are not indicated to enter the operating room.
- Made with Clear resin, acrylonitrile butadiene styrene (ABS) or polylactic acid (PLA).
- Use for pre-surgical planning




MATERIALS DETAILS



FDA cleared



FDA cleared



No commercially available in the US

implants are manufactured in:

- Polyether Ether Ketone (PEEK) (ASTM F2026)
- Commercially Pure Biocompatible Titanium Grade 4 (ASTM F67)
- Titanium (Ti6Al4V) 3D Printed

Why use TECHFIT Patient-specific Maxillofacial system?

- Better anatomical fit compared to conventional fixation / reconstruction methods
- Reduced operating time compared to traditional reconstruction methods that require extensive contouring
- Satisfactory aesthetic results
- Suitable materials for definitive treatment
- can be sterilize with high temperature

Implants must be unpacked and handled carefully to avoid damage to the surface or geometry, such as scratches, marks, nicks, debris, discoloration, and abrasion (corrosion) caused by contact with other implants, instruments, tools, or drops.

To ensure the correct functioning of the implants, the surgeon must follow the specific surgical techniques and follow the indications of the system.

Implants are packaged clean but not sterile. They must be sterilized before use following the sterilization instructions indicated in the instructions for use.

Find us:

TECHFIT HQ
TECHFIT Digital Surgery
1511 Aviation Center Pkwy
Suite 220H
Daytona Beach, FL 32114
United States

Follow us:

www.techfit-ds.com

